



SPREADER BASE KIT P/N K5026-SA SAM - SUPER ADJUSTAMOUNT



INSTALLATION INSTRUCTIONS



For additional assistance call 888-514-0083 between 8AM-5PM EST or email: info@pactoolmounts.com

CAUTION

To avoid the risk of personal injury, property damage or product damage, please use the included fasteners for mounting.

- * The bracket must be securely mounted to a stable surface and material.
- * When mounting bracket to PAC TRAC aluminum products **P/N 7000, P/N 7020, P/N 7040, P/N 7050** with the included Trac Lok inserts **P/N 7016**, torque the screws to a maximum 15 in-lbs.
- * PAC recommends regular and frequent inspections to be certain of proper operation and installation.

STANDARD MTG. HARDWARE			QTY
	P/N 3017	1/4-20 x 1 S.S. S.S. Pan Head Screw	2
	P/N 2069LN	1/4-20 Nylon Locking Nut	2

STANDARD MTG. HARDWARE			QTY
	P/N 3017	1/4-20 x 1 S.S. S.S. Pan Head Screw	2
	P/N 2069LN	1/4-20 Nylon Locking Nut	2

SAM

POCKET

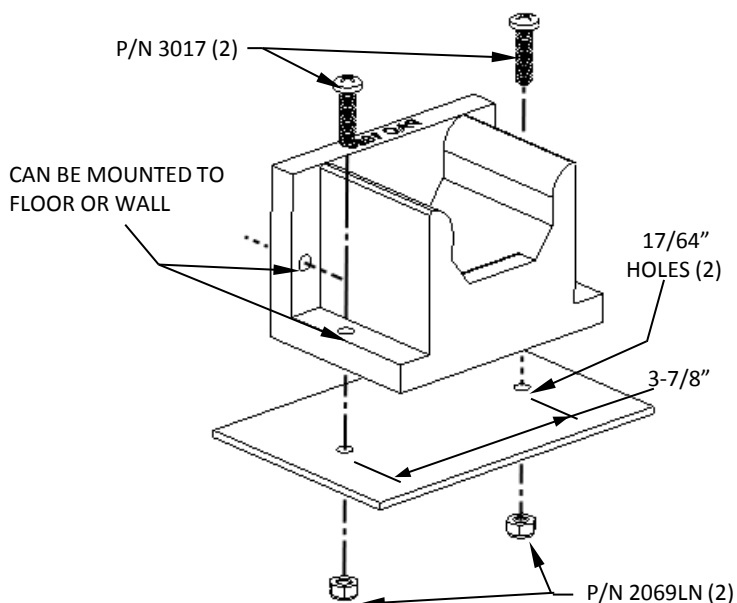

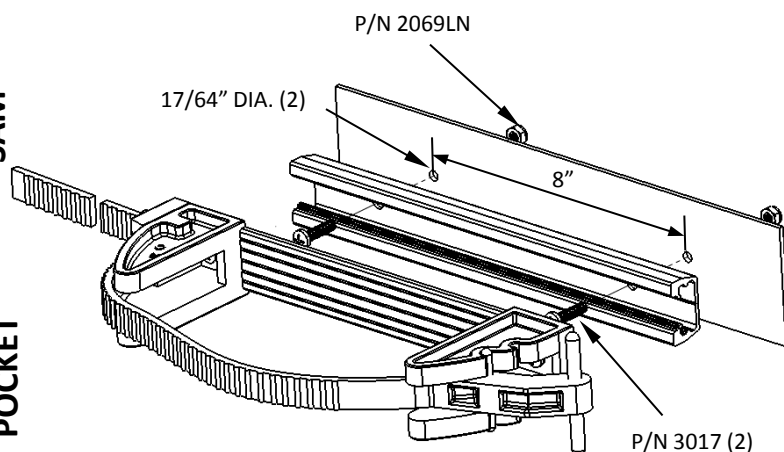


FIGURE 1
(Thru Mounting Method)



SPREADER BASE KIT P/N K5026-SA SAM - SUPER ADJUSTAMOUNT



INSTALLATION INSTRUCTIONS

For additional assistance call 888-514-0083 between 8AM-5PM EST or email: info@pactoolmounts.com



CAUTION

To avoid the risk of personal injury, property damage or product damage, please use the included fasteners for mounting.

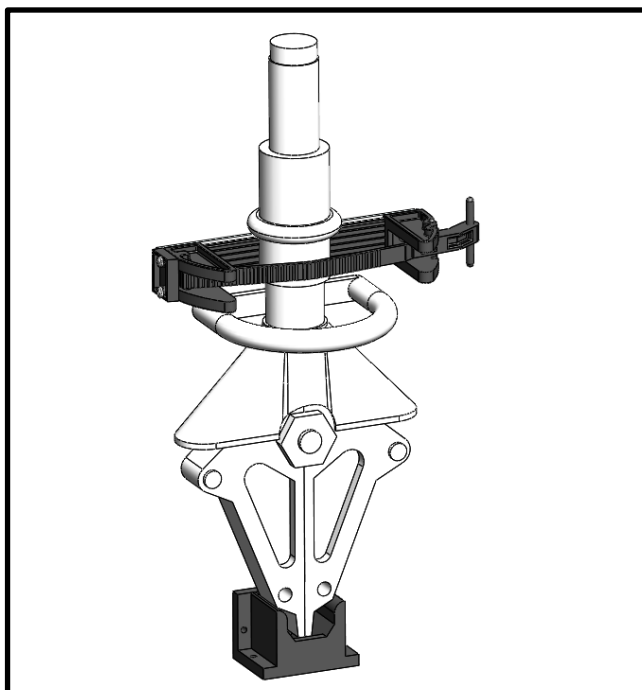
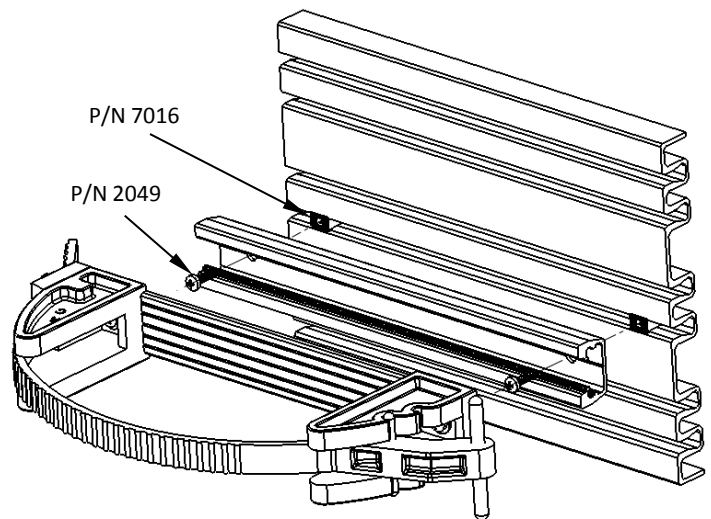
- * The bracket must be securely mounted to a stable surface and material.
- * When mounting bracket to PAC TRAC aluminum products **P/N 7000, P/N 7020, P/N 7040, P/N 7050** with the included Trac Lok inserts **P/N 7016**, torque the screws to a maximum 15 in-lbs.
- * PAC recommends regular and frequent inspections to be certain of proper operation and installation.

MTG. HARDWARE for PAC TRAC			QTY
	P/N 2049	#10-24 x 3/4 S.S. Pan Head Screw	2
	P/N 7016	Trac Lok Insert	2

SAM

MTG. HARDWARE for PAC TRAC POCKET PAC Fastener Packet P/N 7034			QTY
	P/N 2047	#10-24 x 1-1/4 S.S. S.S. Pan Head Screw	2
	P/N 7016	Trac Lok Insert	2

BASE



CAN BE MOUNTED TO
FLOOR OR WALL

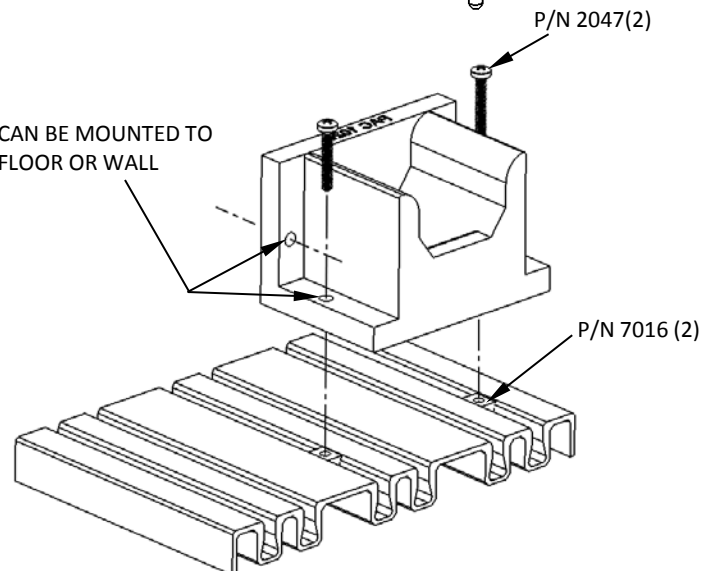


FIGURE 2
(PAC TRAC Mounting)